MONOLITHIC CRYSTAL FILTER SPECIFICATION

1.MODEL	D45012GQ4
2.PARTS NUMBER(USER)	
3.TYPE	DSF753SDF(4POLE)
4.ELECTRICAL PERFORMANCES	
4-1.Nominal Frequency	45.000 MHz （Fundamental）
4-2.Pass Bandwidth	+/- 6.0 kHz MIN./ 3dB
4-3.Stop Bandwidth	+/- 25.0 kHz MAX./ 40dB
4-4.Insertion Loss	5.0 dB MAX./ (MINIMUM LOSS)
4-5.Ripple	1.0 dB MAX.
4-6.Guaranteed Attenuation	80 dB MIN./(f0±910kHz)
4-7.Spurious Response	50 dB MIN.
4-8.Terminal Impedance	380 ohm+/-10% 5.0 pF+/-0.5pF
4-9.Insulation Resistance	500 M ohm MIN. / DC 100V （Between Case and IN/OUT Terminal）
4-10. Maximum Input level	-10 dBm
4-11.Operating Temperature Range	-20 to +70 deg.C

5.TEST CIRCUIT

R = 330 ohm
Ct= 5.0 pF(floating capacity included)
Cc= 17.0 pF(floating capacity included)

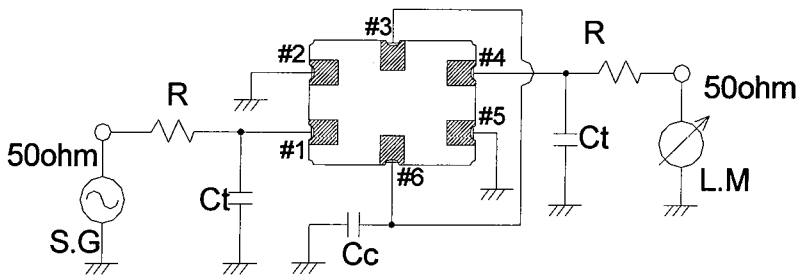

				DWG. No.
		DATE	2010/05/17	

DAISHINKU CORP.

6.Dimensions

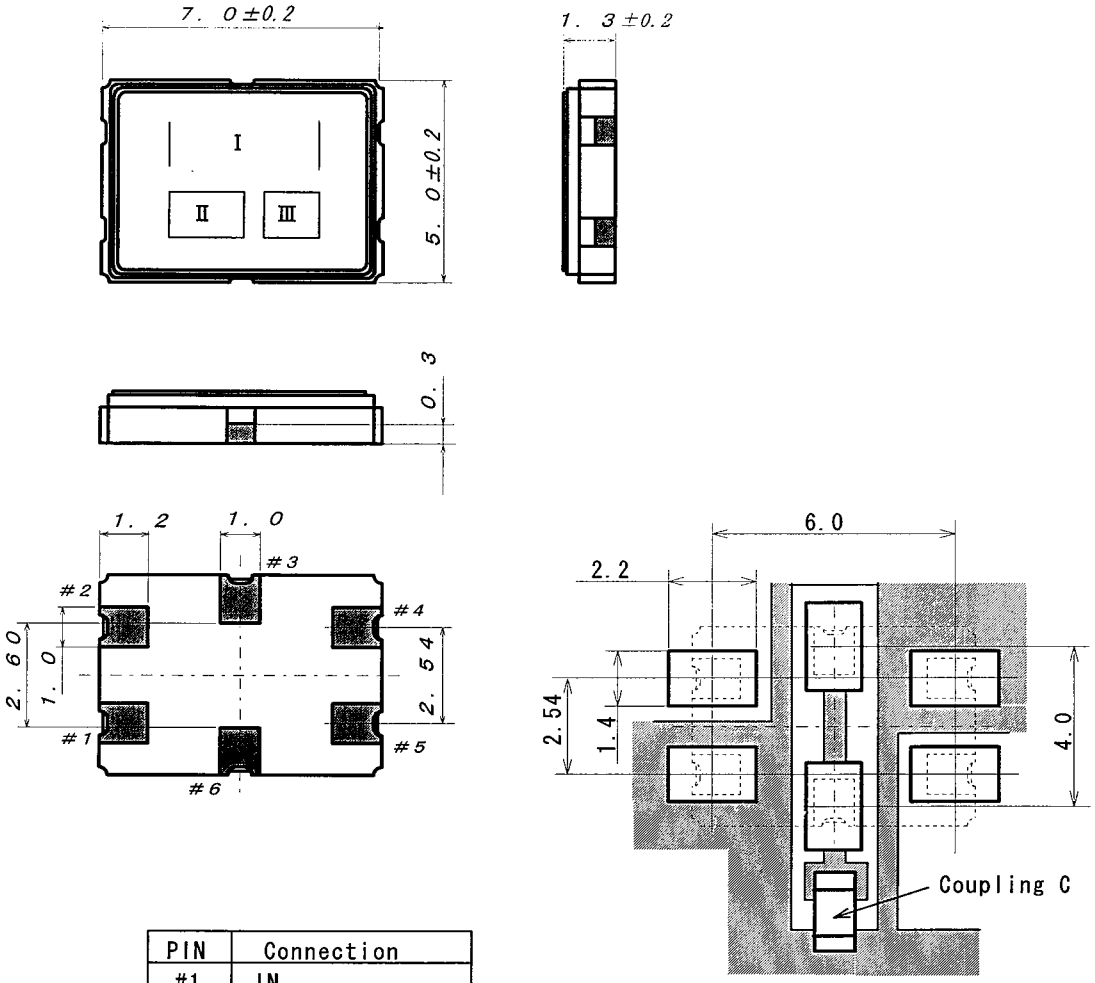

PIN	Connection
#1	IN
#2	GND
#3	Connect With #6
#4	OUT
#5	GND
#6	Connect With #3

7.Marking

(I)Model 45012GQ4

(II)Maker KDS

(III) Manufactured Year Month(*1) 0F

(*1)Year The last digit of the year of the Christian Era should be corresponded to the Arabic figures.

JAN.	FEB.	MAR.	APR.	MAY.	JUN.	JUL.	AUG.	SEP.	OCT.	NOV.	DEC.
A	B	C	D	E	F	G	H	J	K	L	M

				DWG. No.
		DATE	2010/05/17	

TEST DATA OF CRYSTAL FILTER

USER Shanghai Winson Electronics

TYPE D45012GQ4 Nominal Freq . 45.000 MHz June. 23. 2010

No.	Pass Bandwidth [kHz]		Stop Bandwidth [kHz]		Insertion Loss	Ripple	Spurious	Guaranteed Attenuation			
	-Side 3[dB]	+Side 3[dB]	-Side 40[dB]	+Side 40[dB]	[dB]	[dB]	[dB]	[dB] ※1	[dB] ※ 2		
	≧6	≧6	≦25.0	≦25.0	≦5.0	≦1.0	≧50	≧80	≧80		
1	7.79	7.59	21.46	21.33	1.7	0.3	59	>85	>85		
2	7.52	8.03	20.94	21.43	1.6	0.4	67	>85	>85		
3	7.43	7.74	21.30	21.01	1.7	0.5	64	>85	>85		

Terminating Imp.	380 Ω ‖ 5.0 pF ‖ 17.0 pF	※1 f0−910kHz	SPEC. No.
Dimensions	Good	※2 f0+910kHz	D45012GQ4
Marking			Serial No.
			ZC05511

Approved K. Kawano

Checked

Test A. Matsumoto

log MAG 4.0dB/

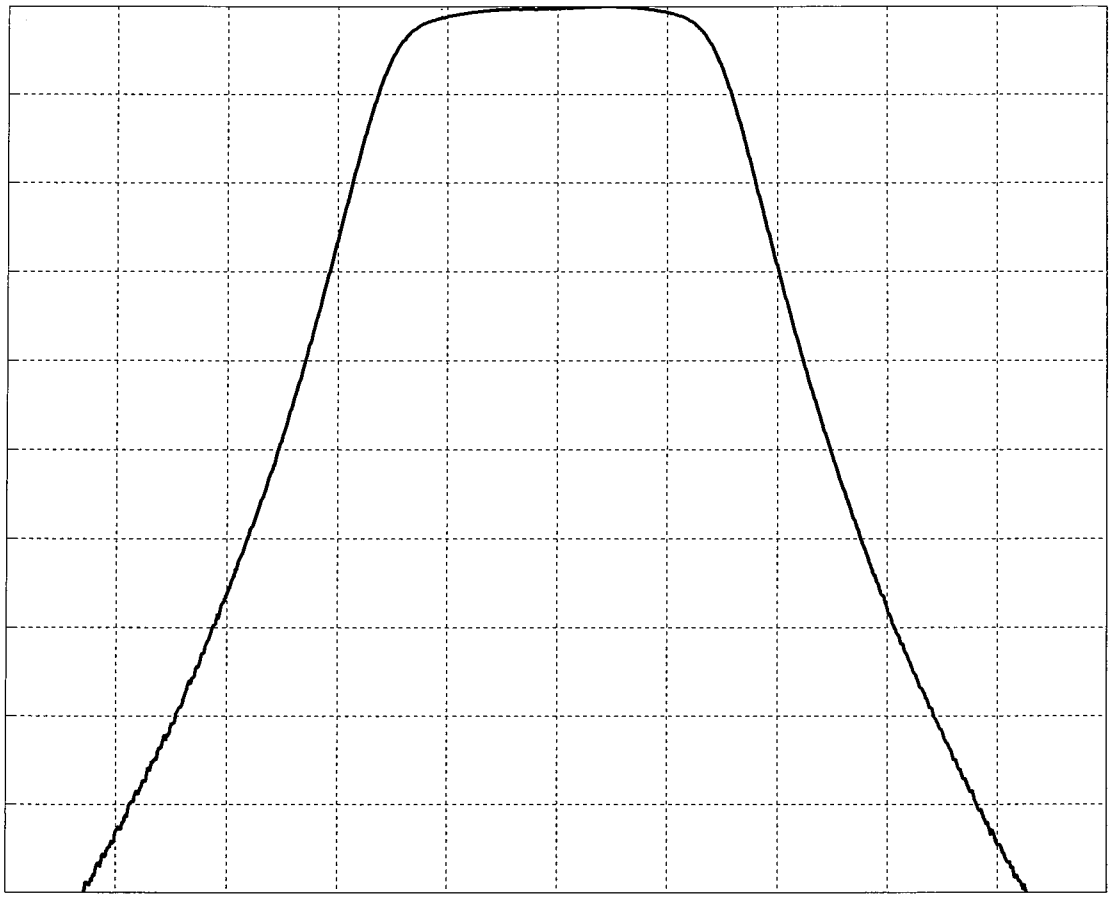

CENTER 45.000MHz SPAN 50kHz

log MAG 10.0dB/

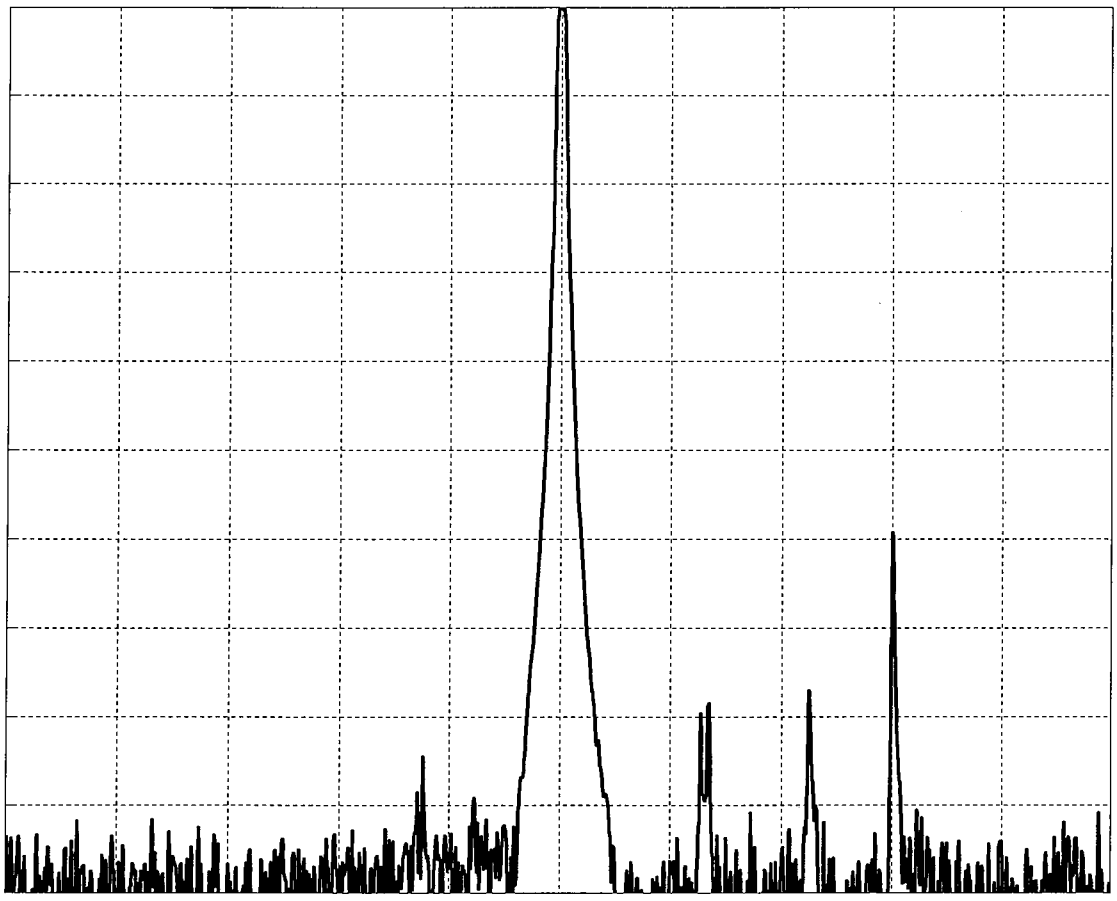

CENTER 45.000MHz SPAN 2MHz