TOYOCOM

Surface Acoustic Wave Filter (SAW Filter)



TQS-946AA-7R

Features

- Miniature size : 3.0(W) x 3.0(D) x 1.1(H)mm
- High selectivity
- Split-Band

Application

- RF Filter for Cellular Phone
  PCS system (Tx)

Specifications

Type	TQS-946AA-7R	
Nominal frequency	1867 MHz : Filter 1	1892 MHz : Filter 2
Pass band	1850 to 1885 MHz	1875 to 1910 MHz
Insertion loss	3.0 dB max.	3.0 dB max.
Pass band ripple	1.5 dB max.	1.5 dB max.
VSWR	2.0 max.	2.0 max.
Stop band attenuation (Referred to through Level)	DC to 1570 MHz : 24 dB min. 1570 to 1770 MHz : 30 dB min. 1770 to 1805 MHz : 20 dB min. 1930 to 1965 MHz : 35 dB min. 1965 to 2500 MHz : 35 dB min. 2500 to 4000 MHz : 18 dB min. 4000 to 6000 MHz : 4 dB min.	DC to 1570 MHz : 24 dB min. 1570 to 1795 MHz : 30 dB min. 1795 to 1830 MHz : 20 dB min. 1955 to 1990 MHz : 35 dB min. 1990 to 2500 MHz : 35 dB min. 2500 to 4000 MHz : 18 dB min. 4000 to 6000 MHz : 4 dB min.
Terminating impedance	Input : 50 Ω , Output : 50 Ω	Input : 50 Ω , Output : 50 Ω
Operating temperature range)	-30 °C to +85 °C	

Package Outlines [Dimensions in mm]

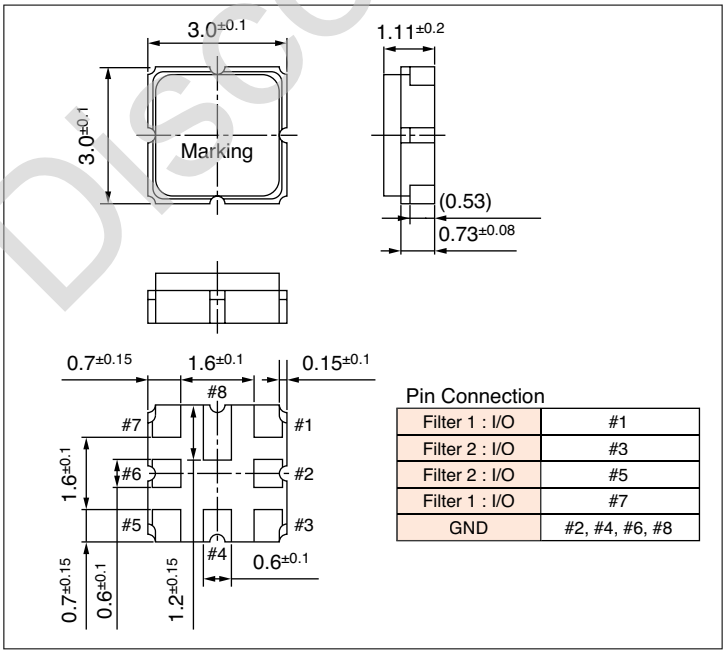

Pin Connection

Filter 1 : I/O	#1
Filter 2 : I/O	#3
Filter 2 : I/O	#5
Filter 1 : I/O	#7
GND	#2, #4, #6, #8

Footprint [Dimensions in mm]

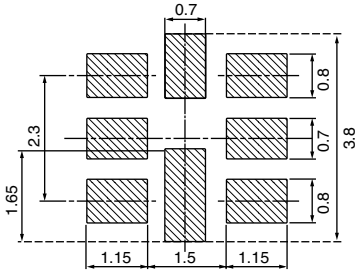

(2002. 1.)

Discontinued product

RF Filter (Split-Band) for Cellular Phone
PCS system (Tx)

TQS-946AA-7R-7R
1867 / 1892 MHz

Electrical Data

Filter 1

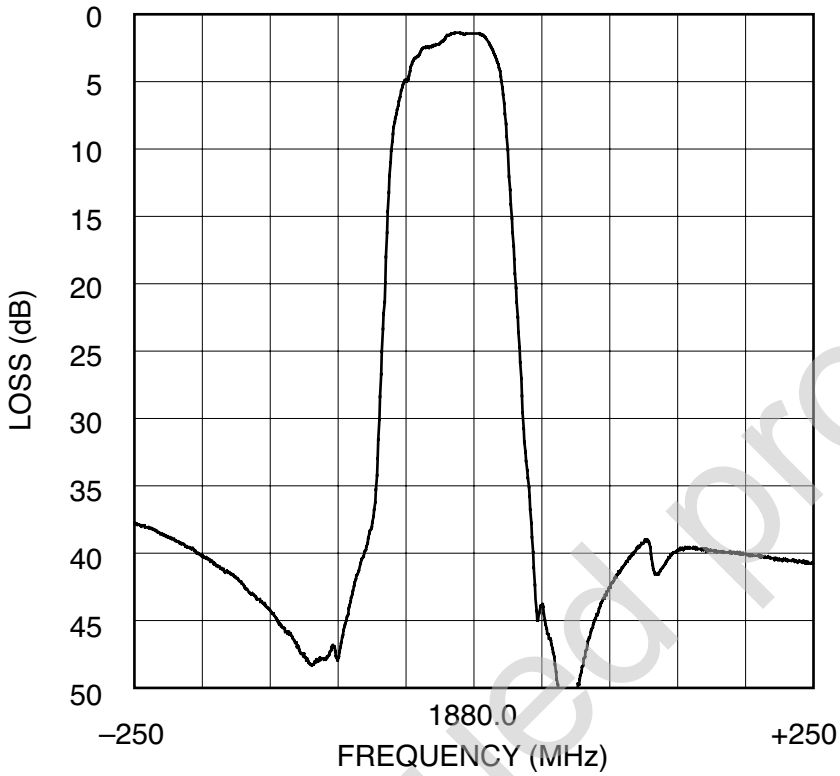

Filter 2

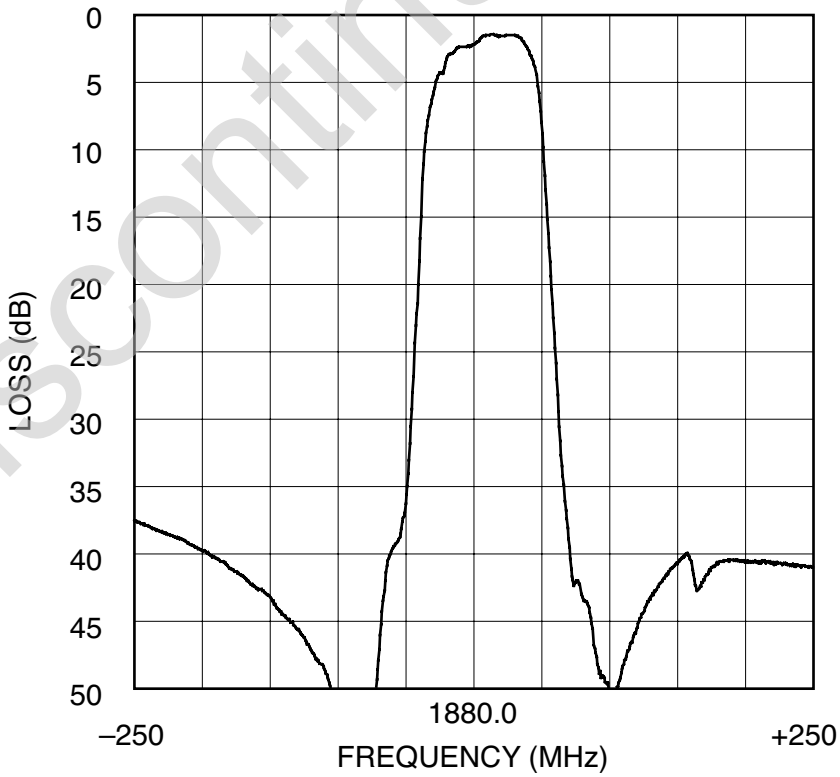

Discontinued product